



[Actual size]

**Big 2.5 inch
LCD monitor**

**1cm
macro**

※ The field of flowers photo is for image purposes.

※ Images are simulated.



**Super 28-135mm
optical 4.8x zoom**

**Effective Megapixel
5.02 CCD**


**Top shutter
release time lag:
approx. 0.06 seconds¹**

See the bigger picture-the new Caplio with longer-lasting power!

Bigger 2.5-inch monitor for easier shooting, sharing and viewing.

Reliable long-lasting battery power for 500 shots*².

Get greater ease of use and higher performance.



The expansive appeal of wide-angle 28mm.

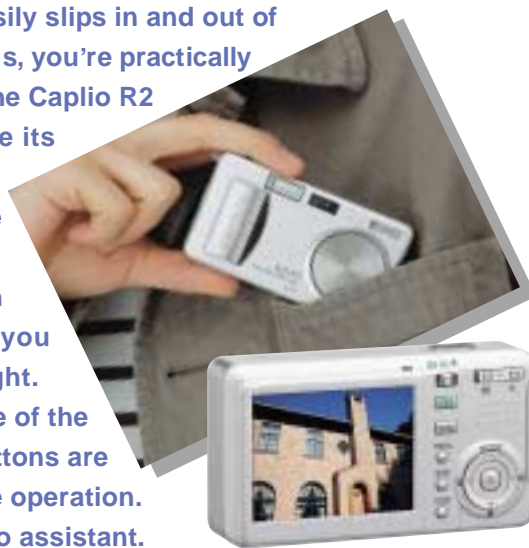
Set your camera to 28mm wide angle and get the full panoramic perspective.

See how the Caplio R2 has captured both reflections from this ship on the shimmering sea and the magnificently lit buildings in the background.

Think dynamically. Shoot wide angle. And preserve your memories.

Never miss a shot with the Caplio R2.

With its 25.8mm thin profile, the Caplio R2 easily slips in and out of a pocket. Even when you're strolling the streets, you're practically ready to shoot. What's most amazing about the Caplio R2 is how much advanced technology fits inside its compact body. Like a wide-angle 28-135mm optical 4.8x zoom lens. Covering a wide range of scenes, it's the ideal travel companion. The Caplio R2 also has a big, bright 2.5-inch LCD monitor with adjustable brightness, so you can review your pictures better under sunlight. For convenience, you can even adjust the size of the text and icons on the monitor. Key control buttons are arranged next to the LCD monitor for intuitive operation. The Caplio R2 it's like having a personal photo assistant.



※ Images are simulated.

More range: The optical 4.8x zoom covers wide-angle 28mm to 135mm.



Rising high above a central business district, this twin-tower building makes a powerful impression on all passersby. With its array of vertical and horizontal lines providing the appearance of a giant mosaic, this landmark Tokyo building is a majestic presence. Set the Caplio R2's field of view to wide-angle 28mm to capture this magnificent structure stretching high into the sky.

Wide angle
28mm



Zoom
135mm

Zoom in on the twin-tower building at 135mm and suddenly you see a completely different place. What are those seven round objects? Parabolic antennas? Now is the moment when you see the true power of the Caplio R2's zoom lens. Combined with digital zoom, the optical 4.8x zoom lens brings you an amazing 17.3x closer to your subject.

5-step zoom lets you quickly choose the right focal length.



28mm



35mm



50mm



85mm



135mm

When you need to frame a shot fast, switch on the step zoom function and you can quickly zoom to any of the five preset optical focal lengths: 28mm, 35mm, 50mm, 85mm or 135mm. With the new Caplio R2 you get more range and the flexibility to focus fast.

※ For more information visit <http://www.ricoh.co.jp/dc/>

The Caplio R2 expands the fun of macro photography.

Ricoh digital cameras put you on the leading edge of macro photography, giving you insight into worlds not visible to the naked eye.

To shoot flowers like these, the Caplio R2 lets you get as close as 1cm away*(or, 13cm away in telemacro mode).

And for better control, the Caplio R2 offers AF Target Selection, which enables you to easily shift the focus point within the frame.

* With autofocus and lens set at widest angle. Equivalent to 35mm.



Macro photography from Ricoh. Enter a world of beauty invisible to the naked eye.



This unique composition shows how much fun you can have exploring the potential of macro photography.



For this telemacro shot, AF Target Selection was used to provide sharp, clear focus on the subject.

※ Image is simulated



The new Caplio R2 offers enhanced exposure precision when the flash is used. Pre-flash helps you to handle even difficult exposures.

Six scene modes for a wide range of situations, just choose the



Portrait Beautifully blurs the distant background while focusing on your subject. The closer you zoom in, the greater the blur effect.



Sports Freezes a fast-moving subject. Great for sports and other action scenes.

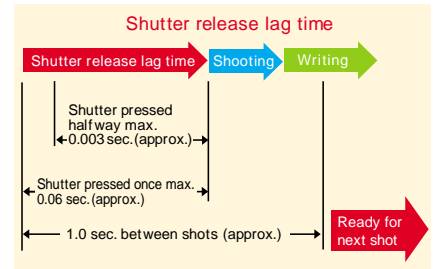


Landscape For awe-inspiring landscapes. The focal point is set to infinity so the image is sharp.

Rapid power-up lets you capture breathtaking moments.



At the moment the killer whale breaks the surface, you're already set, thanks to amazingly short shutter release time lag. The Caplio R2 requires only about 0.8 seconds to power up. From focus lock (which is engaged when the shutter button is pressed halfway down), the shutter response time is approximately 0.003 seconds*; it's approximately 0.06 seconds* when focus lock isn't used. Plus, you're ready for your next shot in as soon as one second. For capturing breathtaking moments, you can fire away without pausing for a breath.



*Time measurements with flash OFF

Three continuous shooting modes give you control over quick-moving scenes.



Multiply your chances of getting the perfect shot with regular continuous mode. Your Caplio R2 will fire continuously for as long as you press down the shutter button*. Two more continuous modes enhance your control in other ways. In S-continuous mode, one press of the shutter button fires 16 shots in 2.2 seconds and stores them in a single file and M-continuous mode memorizes the last 16 shots in a 2.2-second file. Good for capturing continuous motion sequences, these modes enable you to analyze your tennis or golf swing, capture a baby or pet playing, etc. You can playback each shot individually or all shots continuously as animation. The Caplio R2 comes with an AV cable, so just connect to a television and enjoy the action on a big screen.

*Time measurements with flash OFF

Unlimited videos with sound.

The Caplio R2 records video with sound at a rate of either 15 frames or a more natural 30 frames per second. You can keep recording for as long as you have available space on your SD Memory Card, and can use digital zoom to close in on the action.

right mode and click you're shooting like a pro.



Night scene For capturing beautiful night scenes without diminishing the dark atmosphere. Ensures that both subject and background are sharp and clear.

1	Motion	1/30-1/2000 sec.
2	Approx.	0.3m-∞(Macro: Approx.0.01m-∞, Telemacro: Approx.0.13m-∞)
	Auto.	ISO64, ISO100, ISO200, ISO400, ISO800
	Real-image optical zoom finder	
	1.8"translucent amorphous silicon TFT LCD	(approx. 110,000 pixels)
	Auto.	Red-eye Reduction, On, Slow Synchro, Off
	Distance.	Approx.0.2-2.7m(W), 0.13-2.1m(T) (ISO auto)
	Autofocus.	Manual Focus, Fixed Focus(Snap), ∞
	TTL-CCD photometric system.	Multi(256 segments), Center Weight, Spot
6	Manual compensation	(+2.0-2.9 EV in 1/3 EV steps), Auto-bracket(-0.5 EV, ±0, +1)
	Auto/Fixed	(Daylight, Overcast, Tungsten Light, Fluorescent Light, One push)
	Delay	10sec., 2 sec.
	Shooting interval.	30sec.-3hours(30 sec.steps)
	USB	1.1
	Audio Out, Video Out	
	AA battery	(alkaline/NiMH rechargeable battery) x 2, rechargeable battery (DB-50) x 1, AC adaptor (AC-4b)
7	Using DB-50.	Approx. 500 pictures(normal)
	Using AA alkaline batteries.	Approx. 200 pictures(normal)
1	100.2 x 25.0 x 55.0mm	(excluding projections)
3	Approx.	150g (excluding battery, SD Memory Card, hand strap)
	0-40°Cs	

Text Suitable for all kinds of printed text. Turns your camera into a portable copy machine.



High-sensitivity For use in low light conditions. In this mode, the LCD monitor automatically becomes brighter and easier to see.

※ For more information visit <http://www.ricoh.co.jp/dc/>

※ The following photos were made possible through the cooperation of Kamogawa Sea World: dolphins (sports mode section) and killer whale (fast response and continuous mode sections).

Big 2.5-inch LCD monitor expands your view.

The Caplio R2's big, bright 2.5-inch LCD monitor is great for viewing your pictures the moment you capture them. Include your family and friends in the fun and your camera is like a handy electronic photo album. One touch adjusts the monitor brightness, allowing you to see your pictures even under bright lights. And for playback, you can choose to display one shot, three shots or 12 shots. The 2.5-inch LCD monitor offers another big advantage: larger, brighter and easier to use text, icons and focusing controls.



Actual size
 ※ Image is simulated




Full icon display

※ Image is simulated ※ Different from actual display



Enlarged icon display

※ Image is simulated ※ Different from actual display




3-shot playback display

※ Image is simulated

Customize your settings with the convenient ADJ button.


Press the ADJ button and the exposure, white balance and ISO sensitivity settings are displayed at once, enabling easier operation.



※ Image is simulated

The convenient histogram display lets you confirm the exposure.

The histogram display allows you to see the exposure details of each shot in a graphical format, making it simple to check for overexposure or underexposure. Also, when you playback the image, you can easily display the exposure data.



※ Image is simulated

Durable long-lasting power. Approximately 500 shoots*¹ on a single charge.

We offer you three ways to power your Caplio R2: the included rechargeable battery, AA alkaline batteries or the AC adapter. Choose the best power source for the situation. With the rechargeable battery, you have enough power for up to about 500 shots*¹. On AA alkaline batteries it's possible to shoot about 200 pictures*². Travelling? Recharge your battery and keep AA batteries as a backup and you go with confidence. Among the Caplio R2's energy-saving features is a synchro monitor function that switches off the LCD monitor when the camera is not in operation.

*¹ Battery performance measured using CIPA-standard parameters. Actual performance may vary according to the usage conditions and brand of battery.

*² With Matsushita Battery Industrial Co., Ltd. AA alkaline batteries.

Battery performance measured using CIPA-standard parameters. Actual performance may vary according to the usage conditions and brand of battery.



Rechargeable battery



AA alkaline batteries

“Big” technology. Small camera.

With power off, the Caplio R2 is flat and 25.8mm thin, so it will slip easily into your pocket. Ricoh's Retracting LENS System ingeniously stores the high zoom lens inside the slim body. Other advanced technology includes a 5.02-megapixel CCD paired with four lenses made of low-dispersion glass with a high refractive index. Ricoh's advanced image processing system, the Smooth Imaging Engine, delivers the twin benefits of high-speed image processing and low energy consumption. Now you can enjoy natural color reproduction from a camera that's compact and easy to use.



Retracting LENS System



Smooth Imaging Engine

New shooting functions that enhance convenience.

● Multipoint focus for enhanced focus precision.

For accurate exposures, the Caplio R2 offers up to 15 focusing zones. The zone at which the focus is currently set is indicated on the LCD monitor.



※ Image is simulated

● Optimized autofocus for macro shooting.

The Caplio R2's autofocus precisely measures macro subjects, greatly enhancing focus precision even against a high-contrast background.



Auto bracket and white balance bracket help to make sure you get the best shot.

With auto bracket set, the camera automatically shoots three images at three different exposure levels: - 0.5EV, ± 0, + 0.5EV. White balance bracket applies three different color tones to the images.



▲ Image shot at - 0.5EV

Modulating shutter release sound.

Here's another friendly Caplio R2 feature: The sound made by the shutter release being depressed varies according to how fast you depress it.

Record the date and time with your picture.

You can record the date (year/month/day) or date and time (year/month/day, hour/minute) in the right bottom corner of any still image.

Unique Ricoh Caplio features expand the possibilities of imaging.

● PictBridge compatible for direct printing.

The Caplio R2 prints directly from any PictBridge compatible printer. Just connect it with a USB cable and make prints on the spot.



● Image Mixer software for editing images (for Windows).

Download your Caplio R2 pictures to a computer and you can use the bundled Image Mixer software to enhance, correct and organize them. Now you're ready to create photo CDs!

* Image Mixer is a product of Pixela Corporation. For more information visit <http://www.imagemixer.com/>

※ For more information visit <http://www.ricoh.co.jp/dc/>

Black

Silver

∞ ∞ ∞

∞ ±

TM TM

- ⑥ (Accessories Included)
- USB Cable ● *
 - AV Cable *
 - CD-ROM *
 - Hand Strap *
 - Rechargeable Lithium-Ion Battery: DB-50
 - ⑥ Battery Charger: BJ-5

Accessory Name
Rechargeable Battery Set: BS-5
Rechargeable Lithium-Ion Battery: DB-50
AC Adapter: AC-4b
PC Card Adapter: FM-SD53

○	○	×	○
○	○	×	×
○	○	○	○
○	×	×	×
×	×	○	○
○	○	×	×
○	○	×	×

Picture mode	
2560 x 1920	Fine
	Normal
2048 x 1536	Fine
	Normal
1280 x 960	Fine
	Normal
640 x 480	Normal
2560 x 1920	
2048 x 1536	

Based on CIPA standard

- * 1: For 640 x 480 pixel images, only Normal is available.
- * 2: Distance is valid when ISO auto or ISO400 are set.
- * 3: In dark places, the flash may pre-flash before the camera shoots.
- * 4: Average number of still images.
- * 5: Max. recording time of 169 min. 27 sec. with 1GB SD Memory Card.
- * 6: Max. recording time of 2,063 min. 27 sec. with 1GB SD Memory Card.
- * 7: DCF is the abbreviation of JEITA Standard™ Design rule for Camera Files system™
(It does not guarantee perfect inter-camera compatibility.)
- * 8: With flash OFF.
- * 9: Mass storage driver is compatible with Windows Me/2000/XP and Mac OS 9/OS X 10.2-10.3.5. It is not compatible with Windows 98/98SE or Mac OS 8.6/OS X 10.3.6 - 10.3.7.
- * 10: Battery performance measured using CIPA-standard parameters. Actual performance may vary according to the usage conditions and brand of battery.
- * 11: With Matsushita Battery Industrial Co., Ltd. AA alkaline batteries.
- * 12: Ricoh original.

For more information, visit:

21/F., Tai Yau Building, 181 Johnston Road, Wan Chai, Hong Kong