

Major Product Lines of the Ricoh Group

[OFFICE EQUIPMENT]

Imaging solutions

● Digital imaging equipment:

Digital copiers, color copiers, printers, facsimiles, related supplies and maintenance services, others

● Other imaging equipment:

Analog copiers, diazo copiers, related supplies and maintenance services, thermal paper, others

Network Input/Output (I/O) systems

● Printing systems:

Multifunctional printers (MFPs), laser printers, related supplies and maintenance services, related software, others

● Other I/O systems:

Optical-disk products, systems, scanners, others

Network system solutions

Personal computers, servers, network devices, networking software, applications, services and support, others

[OTHERS]

Other businesses

Digital cameras, semiconductors, others



imagio Neo C385it



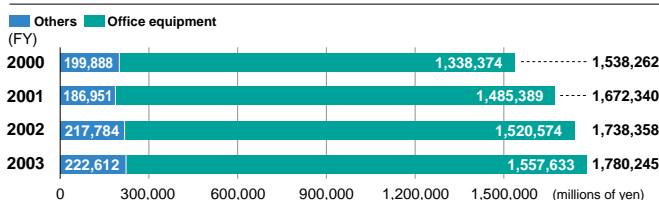
IPSiO G707

Market Evaluation Results and Economic Performance

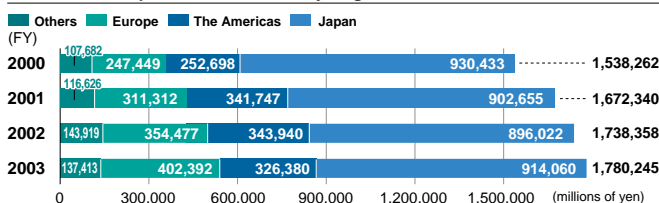
In 2003, Ricoh held the largest share of the office-use black-and-white copier market and the second largest share of the color copier market in Japan. In the same year, the Ricoh Group held the second largest share of the office-use black-and-white copier market and the largest share in the color copier market in the United States¹. In the office-use black-and-white copier market in Europe², the Group held the largest share for the seventh year in a row. Consolidated sales for the Ricoh Group rose for the 10th consecutive year, and net income increased for the 12th consecutive year (10th largest increase in a row)³.

1. Total number of products marketed under the Ricoh, Savin, Gestetner, and Lanier brand names (excluding the segment for up to 10 ppm copiers)
2. Including products marketed under the Ricoh, Gestetner, Nashuatec, Rex-Rotary, and Lanier brand names as well as OEM products (excluding the segment for personal copiers)
3. For details, see the IR section of Ricoh's website. (<http://www.ricoh.com/IR/>)
Source: Gartner Dataquest, February 2004, GJ04229 (Data for Japan and the United States)
Infosource S.A. (Data for Europe)

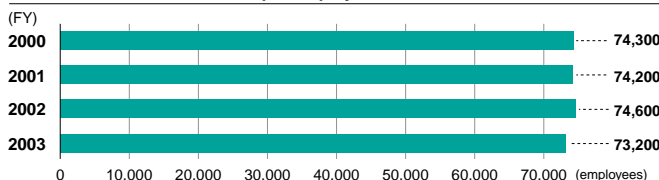
The Ricoh Group's Sales Classified by Business



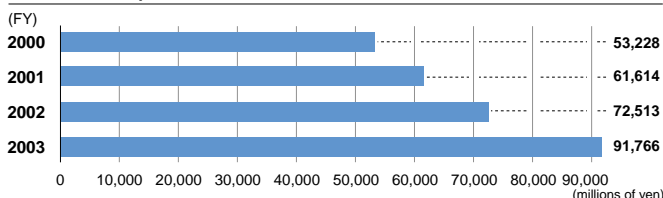
The Ricoh Group's Sales Classified by Region



The Number of the Ricoh Group's Employees



The Ricoh Group's Net Income



* Figures are from the Ricoh Group's securities report and, accordingly, may differ from those of the environmental impact data due to a difference in the scope of data collection.